MALE END VIEW	FEMALE END VIEW
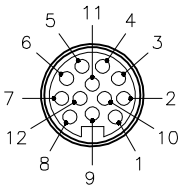	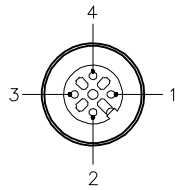

CABLE LENGTH	TOLERANCE *
ALL LENGTHS	+ 4% (OR 50mm) OF LENGTH − 0% (OR 0mm) OF LENGTH WHICHEVER IS GREATER
STRIP LENGTH	**TOLERANCE ***
0–7mm	±0.5mm
8–29mm	±1.0mm
30–49mm	±2.0mm
50–69mm	±3.0mm
70–100mm	±4.0mm
OVER 100mm	±5.0mm
* UNLESS OTHERWISE SPECIFIED	

SPECIFICATIONS	
HOUSING MATERIAL	DIE–CAST ALUMINUM ALLOY
HOUSING FINISH/COLOR	POWDER COAT/BLACK
RECEPTACLE HOUSING MAT'L/PLATING	BRASS/NICKEL
CONTACT CARRIER MAT'L/COLOR	NYLON/BLK (EURO), TPU/YEL (MINI)
CONTACT MATERIAL/PLATING	BRASS/GOLD
GLAND MATERIAL/COLOR	NYLON/BLACK
OPERATING VOLTAGE [V]	10–48 VDC
OPERATING CURRENT [A]	4.0 AMPS PER CONNECTOR, 9 AMPS MAX
LED FUNCTION	FOR PNP SENSOR OUTPUT
OUTER JACKET MATERIAL/COLOR	OIL RESISTANCE RUBBER/YELLOW SJOOW
NUMBER OF CONDUCTORS [AWG]	10x16 AWG
PROTECTION CLASS to DIN 40050	IP 67 – ONLY WHEN ALL RECEPTACLES ARE COVERED WITH PLUGS OR CONNECTED
OPERATING TEMPERATURE	−30°C to +80°C (−22°F to +176°F)

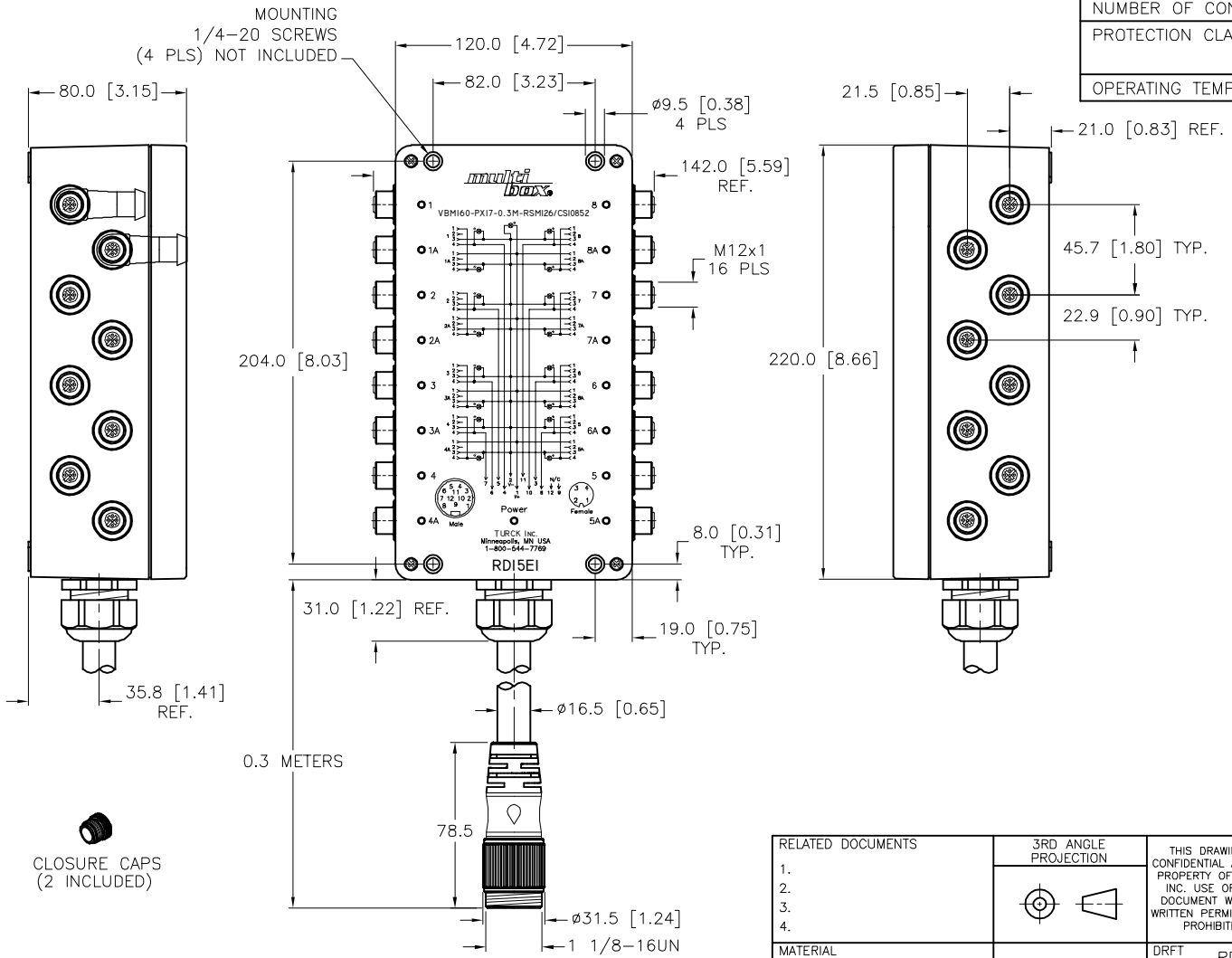

CLOSURE CAPS
(2 INCLUDED)

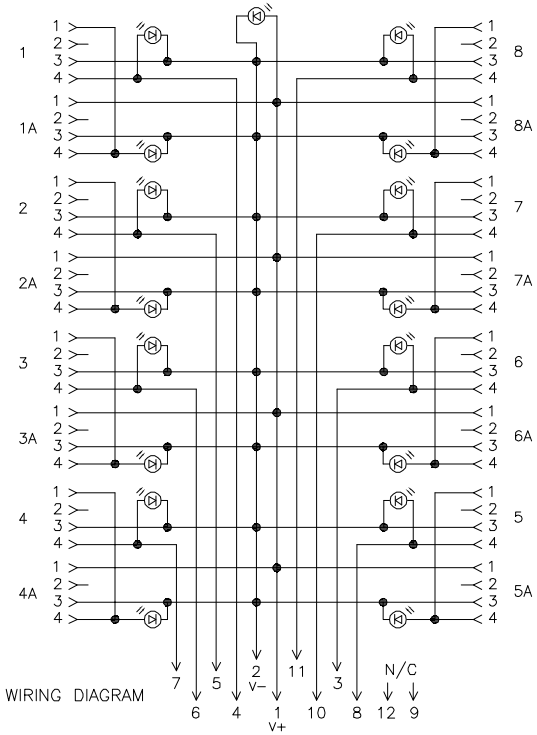

WIRING DIAGRAM

SOURCE DRAWING – FOR REFERENCE ONLY

NOTES:

1. "/CS10852" DESIGNATES SPECIAL 16–PORT JUNCTION BOX FOR GM WITH 8 (2 PORT) SERIES WIRED. PORT #1–8 GM REFERENCE #RD15E1.

REV	DESCRIPTION	BY	DATE	ECO NO.
C	UPDATED CLOSURE CAPS	TV	09/17/15	48811

RELATED DOCUMENTS
1.
2.
3.
4.

3RD ANGLE PROJECTION

THIS DRAWING IS CONFIDENTIAL AND THE PROPERTY OF TURCK INC. USE OF THIS DOCUMENT WITHOUT WRITTEN PERMISSION IS PROHIBITED.

TURCK

3000 CAMPUS DRIVE
MINNEAPOLIS, MN 55441
1–800–544–7769
(763) 553–7300
(763) 553–0708 fax
www.turck.us

MATERIAL: SEE SPECIFICATIONS

FINISH: SEE SPECIFICATIONS

ALL DIMENSIONS DISPLAYED ON THIS DRAWING ARE FOR REFERENCE ONLY

CONTACT TURCK FOR MORE INFORMATION

DRFT: RDS | DATE: 05/25/04
APVD: | SCALE: 1=3.6

UNIT OF MEASUREMENT
MILLIMETER [INCH]
DO NOT SCALE THIS DRAWING

DESCRIPTION: VBM160–PX17–0.3M–RSM126/CS10852

IDENTIFICATION NO.: U0970–76 | REV: C

FILE: U0970–76 | SHEET 1 OF 1